

PRODUCT DATA SHEET

Sikaplan® WP Drainage angle 0.37m

DRAINAGE PROFILE SYSTEM

DESCRIPTION

Sikaplan® WP Drainage angle 0.37m is a preformed profile on base of rigid polyvinylchloride (PVC-U).

USES

Sikaplan® WP Drainage angle 0.37m is used as supporting element to hold the gravel around the drainage pipe in place, and to properly terminate the Sikaplan® WP / WT sheet membrane lining in mined tunnels with umbrella waterproofing.

CHARACTERISTICS / ADVANTAGES

- Efficient and quick to install
- Ready to use elements for waterproofing termination
- Cost-effective system to keep filter gravel around drainage pipe in place
- Sikaplan® WP sheet membrane can be heat welded to vertical shank
- Sikaplan® WT sheet membranes can be bonded to vertical shank

APPROVALS / CERTIFICATES

Quality management system EN ISO 9001/14001

PRODUCT INFORMATION

Packaging

28 pcs / pallet

Appearance / Colour



Supplied in various random colours.

Shelf life

5 years shelf life from date of production if stored properly in undamaged, unopened, original sealed packaging.

Storage conditions

Sikaplan WP Drainage Angles must be stored in their original packaging and in cool and dry conditions. They must be protected from direct sunlight, rain, snow and ice, etc.

Dimensions

2.40 m (length) x 0.370 m (width) x 0.365 m (height)

Diameter

Maximum size of the drainage pipe \varnothing 250 mm

SYSTEMS

System Structure

Ancillary products:

- Sikaplan® WP Waterproofing membranes
- Sikaplan® WT Waterproofing membranes
- Sikaplan® W Felt PP
- Sikaplan® W Tundrain
- Sikaplan® WP Protection sheet
- Sikaplan® WT Protection sheet
- Sika® Drain

APPLICATION INSTRUCTIONS



SUBSTRATE QUALITY

Flat, clean blinding concrete.

APPLICATION METHOD / TOOLS

1. Sikaplan® WP Drainage angle 0.37m shall be placed and fixed by nails onto the blinding concrete.
2. Install the drainage pipe.
3. Backfill Sikaplan® WP Drainage angle 0.37m. Suggestion: Graded 16 – 32 mm loose gravel, washed, no undersized particles, and no lime stone or dolomite.
4. Attach the waterproofing membrane to the drainage angle by means of hot air thermal welding in case of PVC waterproofing membranes. For FPO membranes, overlap sufficiently.

Note: The jointing of the elements can either be done by tape or by membrane strips.



IMPORTANT CONSIDERATIONS

This product shall only be installed by Sika® approved contractors.

BASIS OF PRODUCT DATA

All technical data stated in this Product Data Sheet are based on laboratory tests. Actual measured data may vary due to circumstances beyond our control.

LOCAL RESTRICTIONS

Please note that as a result of specific local regulations the performance of this product may vary from country to country. Please consult the local Product Data Sheet for the exact description of the application fields.

ECOLOGY, HEALTH AND SAFETY

REGULATION (EC) NO 1907/2006 - REACH

This product is an article as defined in article 3 of regulation (EC) No 1907/2006 (REACH). It contains no substances which are intended to be released from the article under normal or reasonably foreseeable conditions of use. A safety data sheet following article 31 of the same regulation is not needed to bring the product to the market, to transport or to use it. For safe use follow the instructions given in this product data sheet. Based on our current knowledge, this product does not contain SVHC (substances of very high concern) as listed in Annex XIV of the REACH regulation or

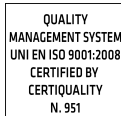
on the candidate list published by the European Chemicals Agency in concentrations above 0.1 % (w/w)

LEGAL NOTES

The information, and, in particular, the recommendations relating to the application and end-use of Sika products, are given in good faith based on Sika's current knowledge and experience of the products when properly stored, handled and applied under normal conditions in accordance with Sika's recommendations. In practice, the differences in materials, substrates and actual site conditions are such that no warranty in respect of merchantability or of fitness for a particular purpose, nor any liability arising out of any legal relationship whatsoever, can be inferred either from this information, or from any written recommendations, or from any other advice offered. The user of the product must test the product's suitability for the intended application and purpose. Sika reserves the right to change the properties of its products. The proprietary rights of third parties must be observed. All orders are accepted subject to our current terms of sale and delivery. Users must always refer to the most recent issue of the local Product Data Sheet for the product concerned, copies of which will be supplied on request.

Sika Italia S.p.A.

Via Luigi Einaudi, 6
20068 Peschiera Borromeo (MI)
Phone: +39 02 54778 111
Fax: +39 02 54778 119
info@sika.it
www.sika.it



Product Data Sheet

Sikaplan® WP Drainage angle 0.37m
January 2017, Version 01.01
020704990210000012

SikaplanWPDrainageangle037m-en-IT-(01-2017)-1-1.pdf