



SIKA AT WORK

SIKA FLOOR OR WORK OF ART? MEDICUS CLINIC, WROCLAW, POLAND

DECORATIVE FLOORS: Sika ComfortFloor®

FLOORING IN TECHNICAL FACILITIES: Sikafloor®-264, Sikafloor®-2540 W

FLOOR FOR PARKING SPACES: Sikafloor®-350 N Elastic

JOINT SEALING: Sikaflex® PRO-3

BUILDING TRUST



IMPROVING PATIENT COMFORT BY IMPRESSIVE INTERIOR DESIGN IN MEDICUS CLINIC

MEDICUS CENTER BUILDING located at Strzelecki Square in Wrocław, Poland combines medical and office facilities. This four-story building with usable area of almost 7,000 m² is a modern healthcare center with a laryngological clinic (Medicus Clinic) and a clinic of aesthetic medicine and plastic surgery (Self Medicus). The first floor is intended for medical practices, while the second floor is designed as a hospital ward with an operating block. The building is also used as the headquarters of Medicus Expert company, which offers medical equipment and hearing aids. There is also a cafeteria, car parking garage and administrative/office facilities. Patients enjoy a comfortable environment, and the building has an extraordinary interior design. Standard floors have been replaced by works of art designed by Jeanet Hönig, a well-known artist of functional art. Beautiful patterns, referring to the structure and function of the building, create a unique interior finish, giving the rooms a unique character and improving the emotional comfort of patients.





DESIGN REQUIREMENTS


Each room required a proper floor, that would to meet functional requirements and, ensuring also good interior aesthetics, especially in commercial buildings, where large floor areas are often the most prominent and decorative element of the space. The investor expected seamless floors with an attractive design and which would be easy to maintain.

An important element in selecting the flooring solutions was also a need for soundproofing of floors, in order to reduce the noise generated in the medical centrecenter, which focuses on hearing tests and treatment.

It was decided to use an unusual decorative solution in the form of functional art.

The specific structure of the building (oval shape with open space that runs through all floors) required additional work related to securing the floor during installation. Another challenging element was the need to ensure a safe walking on the uncured resin during the artistic works.



A child-friendly play area with a colorful floor. The floor is decorated with blue and green wavy patterns and white circular lines. In the center, there is a white play structure with two panels: one with a green tree and yellow flowers, and another with a grid of colorful icons. The room has a curved white wall with a blue archway. In the background, there is a red beanbag chair, a blue ball, and a white wall with a clock showing the number 10. A television screen is visible on the left wall.

Decorative floors made of Sika ComfortFloor® provide unlimited design possibilities with their wide range of solutions that can change ordinary facilities into unique and inspirational spaces. They meet the individual requirements of investors, users and designers. These flexible and comfortable floors are available in a wide range of colors and surface finish. They ensure low emissions and meet fire resistance requirements. Their smooth and seamless surface ensures easy maintenance and cleaning, which is extremely important in medical care buildings.

COLORS, ENDLESS CREATIVITY AND DURABILITY IN VARIOUS FLOOR AREAS – FULL RANGE SIKA FLOOR SOLUTIONS

SYSTEMS FOR DECORATIVE FLOORS

MEDICUS center has a decorative flooring system of approximately 4000 m², with almost 1000 m² of standard floor turned into a work of art. It is the largest project of this type in Europe. It was created with ComfortFloor® Decorative Pro in two versions that ensured proper floor acoustic properties and reduced noise and footstep sounds, meeting the requirements of the investor.

The surface of approximately 1000 m² was covered with a functional work of art designed by artist and designer JEANET HÖNIG:

- Primer: Sikafloor®-161
- Adhesive: Sikafloor®-Comfort Adhesive
- Rubber mat: Decorative Regupol 4580
- Pore filler: Sikafloor® Comfort Porefiller
- Base coat: Sikafloor®-3000 – a two-component, aliphatic, solvent-free, flexible, self-levelling polyurethane coating with very low VOC emissions, UV-resistant
- Top coat: Sikafloor®-304 – a two-component, matt, transparent polyurethane resin with good UV resistance, easy to clean

On other surfaces of approximately 3000 m² the following system was used:

- Primer: Sikafloor®-161 – a two-component epoxy resin with a good penetration capability and high adhesion to the substrate with fast curing properties
- Adhesive: Sikafloor®-Comfort Adhesive a two-component, solvent-free polyurethane adhesive for bonding rubber mats
- Rubber mat: Decorative Regupol 4580 for impact and sound damping, flexible and prefabricated
- Pore filler: Sikafloor® Comfort Porefiller – a two component, solvent free polyurethane material for sealing and levelling substrates
- Base coat: Sikafloor®-330 – a highly flexible two-component polyurethane resin, allowing to transfer substrate features, damping the sounds of steps, with good mechanical resistance
- Top coat: Sikafloor®-305 W – a two-component, matt, color polyurethane resin with good UV resistance and durable colors, easy to clean



DURABLE AND STRONG SIKA FLOOR SYSTEMS IN A WIDE RANGE OF COLORS

SYSTEMS FOR STAIRCASES AND TECHNICAL FACILITIES

Sika floors were used also in other areas of the building. The staircases were finished with Sikafloor®-264 – a two-component color epoxy coating installed on Sikafloor®-161 primer. For technical rooms the designers decided to use Sikafloor®-2540 W – a low-emission, water-soluble, color coating based on epoxy resin.

SYSTEMS FOR UNDERGROUND CAR PARKING GARAGE

Sika floor systems for car parking garages protect the concrete structure against penetration of water and de-icing salt. They may be installed with a non-slip surface and have good resistance to abrasion and mechanical stress. With a wide range of colors they provide unlimited design possibilities for parking space surfaces.

In MEDICUS building, a 1200 m² area of the underground car parking garage was covered with a non-slip flooring system meeting the requirements of OS-11B:

- Primer: Sikafloor®-161 two-component epoxy resin
- Base coat: Sikafloor®-350 N Elastic – a two-component polyurethane resin, economical, high mechanical resistance
- Topping: Silica sand
- Top coat: Sikafloor®-378 N – a two-component, hard and flexible, colored, epoxy seal layer


The entrance ramp to the parking garage was covered with a non-slip floor system:


- Primer: Sikafloor®-161 two-component epoxy resin
- Base coat: Sikafloor®-375 N – a two-component, hard and flexible polyurethane material, transferring substrate features
- Topping: Silica sand
- Top coat: Sikafloor® 359 – a two-component, hard and flexible, colored, polyurethane seal layer

Floor joints were filled with Sikaflex® PRO-3 sealant, with high mechanical resistance.

TECHNICAL ASSISTANCE

Sika specialists provided technical assistance at every stage of the project.





MEDICUS CLINIC, WROCLAW, POLAND



PROJECT PARTICIPANTS

Owner: Medicus
Investor: Medicus
Design: JSK Architects
General contractor: Alfa Dach
Subcontractor: Arpox
Material supplier: Sika Poland

Our most current General Sales Conditions shall apply. Please consult the most current local Product Data Sheet prior to any use.



SIKA SERVICES AG
Tueffenwies 16
CH-8048 Zurich
Switzerland

Contact
Phone +41 58 436 40 40
www.sika.com

BUILDING TRUST

